



## Effectiveness of Phosphate Solubilizing Bacteria inoculation for Improving Phosphorus Absorption and Root Growth Indices

Farshid Hassani\*, Ahmad Asgharzade\*\*, Mohammadreza Ardakani\*, Aidin Hamidi\*\*\*  
and Farzad Paknejad\*

\*Department of Agronomy, Karaj branch, Islamic Azad University, Karaj, IRAN

\*\*Soil and Water Research Institute (SWRI), IRAN

\*\*\*Seed and Plant Certification and Registration Research Institute (SPCRI), IRAN

(Corresponding author: Farshid Hassani)

(Received 10 December, 2014, Accepted 24 January, 2015)

(Published by Research Trend, Website: [www.researchtrend.net](http://www.researchtrend.net))

**ABSTRACT:** The current investigation was conducted to explore the efficiency of using some phosphate solubilizing bacteria in phosphorus absorption, developing of root volume, and dry weight of potato root of *Agria* cultivar derived from tissue culture. In this experiment, minitubers of tissue culture were inoculated with two strains of *Pseudomonas* bacterium (Ps116 and Ps173) from species *Pseudomonas fluorescens* and two genera of bacillus bacterium (*Bacillus subtilis* and *Bacillus megaterium*) all along with control treatment as separately and in mixture with each other within factorial experiment based on completely randomized design and in three replications. The results indicated that inoculation with *Pseudomonas* had significant impact on rate of phosphorus absorption and vegetative parameters in potato root at probability level 1%. The rate of phosphorus absorption and volume of root as well as dry weight of root showed significant difference with inoculation of several species of *Bacillus* at levels 1% and 5% respectively. Likewise, it was characterized that the interaction effect of *Pseudomonas* × *Bacillus* was significant on rate of phosphorus absorption at probability level 5%. With respect to comparison among these traits, it was identified that the inoculation by *Pseudomonas* (Ps173) with 34.5% increase in contrast to control treatment and 16.4% compared to Ps116, had the maximum effect on rate of phosphorus absorption. This strain of *Pseudomonas* had maximum impact on rate of developing root volume. Also, dry weight of root under inoculation with Ps173 and in comparison with Ps116 and control treatment indicated the maximum value i.e. 25.9% and 38.4% respectively. *B. megaterium* caused increase in root dry weight 1.48 times in control treatment. In the dual-inoculation treatment with two species of bacteria, the maximum rate of phosphorus absorption was observed in composed treatment of *B. subtilis* and Ps173 with more than 57% increase in the available phosphorus absorption for the plant.

**Keywords:** *Pseudomonas*, *Bacillus*, Phosphorus absorption, Potato minituber

### INTRODUCTION

Today, application of bio-fertilizers is crucially important in rising yield of crop production and maintaining sustainable productivity of soil in sustainable agricultural ecosystems. Optimal exploitation from these sources not only affects on soil properties positively, but also useful in terms of economic, social, and environmental aspects and it may serve as a suitable substitute for chemical products (Dodd, 2000; Gosling *et al.*, 2006; Kennedy *et al.*, 2004).

The phosphate solubilizing bacteria are known as the factors for rising rate of phosphorus absorption that their use in form of bio-fertilizers may improve soil nutritional status, secretion of plant growth regulators, and control of soil-borne diseases and eventually it may lead to better growth and yield in farming plants

(Alagawadi & Gaur, 1992; Gaur *et al.*, 2004; Henri *et al.*, 2008; Verma *et al.*, 2010; Vyas & Gulati, 2009). The results from studies done by many researchers indicate that these materials stimulate growth in plant by various mechanisms including production of plant hormones, increase in phosphorus absorption in plant, fixation of nitrogen, production of antibiotics, siderophores as well as secretion of enzymes, which regulate amount of ethylene in the plant (David *et al.*, 1993; Glick *et al.*, 2007; Hayat *et al.*, 2010; Khan *et al.*, 2008). The microorganisms colonizing plant roots generally include bacteria, algae, fungi, protozoa and actinomycetes. Enhancement of plant growth and development by application of these microbial populations is well evident (Bhattacharyya & Jha, 2012; Gray & Smith, 2005; Hayat *et al.*, 2010; s-Saharan & Nehra, 2011; Zahir & Arshad, 1996).

Of different microbial populations present in the rhizosphere, bacteria are the most abundant microorganisms (Kaymak, 2010). Various genera of bacteria, *Pseudomonas*, *Enterobacter*, *Bacillus*, *Variovorax*, *Klebsiella*, *Burkholderia*, *Azospirillum*, *Serratia* and *Azotobacter* cause a pronounced effect on plant growth and are termed as plant growth promoting rhizobacteria (PGPR). PGPR play a significant role in enhancing plant growth and development both under non-stress and stress conditions by a number of direct and indirect mechanisms (Glick et al, 2007; Nadeem et al., 2010; Zahir et al., 2004). The mechanisms that promote plant growth include: nitrogen fixation, phosphorus solubilization, production of siderophores, plant growth regulators and organic acids as well as protection by enzymes like ACC-deaminase, chitinase and glucanase (Berg, 2009; Glick et al., 2007; Hayat et al., 2010). This bacteria in which *Pseudomonas* and *Bacillus* are the paramount species, can convert insoluble phosphate into solubilizing forms and usable for the plants (Domey & Lipmann, 1988; Pagiri & Bezbaruah, 1990; Rao, 1992; Rokade & Patil, 1993; Whitlaw, 2000; Yadav et al., 2010; Zhang et al., 1997). Similarly, some of these bacteria may release significantly useful minerals like phosphorus, potassium, magnesium, manganese, iron, copper, and zinc and thus to change culture medium and plant growth (Puente et al., 2004a; Puente et al., 2004b). The efficiency of growth stimulating bacteria depends on potential of colonization in rhizome system and removal of hazardous microorganisms and or the plant pathogens as well as germination potential and regeneration in host plant. An active root system releases regularly organic compounds into plant rhizome environment (Pedra et al., 2006). The role of such microorganisms in rising absorption of nutrients has been emphasized in many researches. Alagawadi & Gaur (1992) declared that composed inoculation of *Azotobacter* with *Pseudomonas* increased significantly the rate of phosphorus and nitrogen absorption in sorghum. The synergic effects under dual inoculation with multiple variety mixture from several mycorrhiza fungi and *P. putida* bacterium have been proved regarding phosphorus absorption in plants by Attia & Awad (2003). These researchers found that multiple-inoculation of tomato with mycorrhiza fungi and phosphate solubilizing bacteria increases phosphorus and nitrogen absorption in leaves. It has reported that the growth stimulating bacteria also provide improvement condition for some of growth parameters in shoot and root organs in addition to preparation of conditions for absorption of more nutrients. In this regard, Germida & Walley (1997) reported that inoculation of wheat and several strains of *Pseudomonas* might cause various impacts on growth parameters. So, despite of increase in cropping parameter, root biomass was decreased in some cases

while some varieties increased root dry weight in depth 15cm. Similarly, the experiment done by Heba (2009) indicated that dual inoculation of potato with growth stimulating bacteria along with mycorrhiza fungi significantly increased dry weights of stem and root and plant as a whole compared to single inoculation with mycorrhiza fungus and or with *Pseudomonas*, *Bacillus megaterium*, *Azospirillum brasilensis* bacteria. Thus, preparation of favorable conditions for better absorption of elements in the inoculated plants with phosphate solubilizing bacteria, especially of genus *Pseudomonas*, along with improvement in plant photosynthetic potential as well as stimulation of synthesis of internal hormones like indoleacetic acid (IAA) may provide better condition for greater root formation and growth of shoot organ. This condition develops the relations among the origin and destination.

## MATERIALS AND METHODS

### A. Plantlets preparation

Stem cuttings as single nodes were taken from sterilized plant stems using Agria potato cultivars. They were transferred into a sterile MS culture media [24 and were exposed to 16 hour photoperiod  $60 \mu\text{molm}^{-2}\text{s}^{-1}$  Photosynthetic Photon Flux Density (PPFD) provided by cool white and red fluorescent lamps] and  $22 \pm 2^\circ\text{C}$  temperature regimes for 3 weeks. After 21 days, the single stem plantlets were sub-cultured and micropropagated on the same medium to produce sufficient numbers of plantlets for the experimental trials. These plantlets were transferred to the greenhouse and its minitubers were harvested 100 days after planting. Afterwards, the sufficient number of minituber was selected for implementation of this project.

### B. Project implementation

This survey was carried out for study on the impact of application of several strains of phosphate solubilizing bacteria from species *Pseudomonas* and *Bacillus* on rate of phosphorus absorption, dry weight, and developing the volume of root in potato minituber of Agria cultivar. The location of conducting the present research was tissue culture laboratory and greenhouse of Isfahan Faradasht Krooch Company. In this experiment, inoculation was done with bacteria in greenhouse and during transferring the resultant minitubers from single nodules into pots. Factorial experimental with completely randomized design was used in the experimental project. This experiment included two factors respectively as follows: *Pseudomonas fluorescens* in two levels (strains 116 and 173) with control treatment and two species of *Bacillus* in two levels (*B. subtilis* and *Bacillus megaterium*) along with control treatment, which was carried out with three replications.

Accordingly, this project had 27 experimental units. Three pots per unit were considered. To implement this project, 81 pots were considered totally each of them had two plants. These minitubers were inserted in pots with 25cm diameter and depth 25cm that was filled with mixture of perlite and sterile peat moss with ratios 1:1 to half-full. Only one minituber was kept ten days after insertion of minitubers in any vase. Inoculation was done in greenhouse and during transference. For inoculation of minitubers with bacteria after insertion in bacterium suspension solution with population rate of  $1.6 \times 10^9$  and  $1.8 \times 10^9$  alive and active bacteria per milliliter (CFU ml<sup>-1</sup>), the minitubers have been treated respectively in flooding treatment for 10 minutes in single and composed bacterium solutions with respect to the given treatment and then they were transferred to the main culture medium. Tillage operation and care of minitubers was identically done in control treatments (without inoculum) and the inoculated treatments.

The minitubers were fed with Elite NPK fertilizer with composition of N.P.K and ratio (20:20:20) that included all micro-elements with concentration of 0.3 per liter and in soluble form and identical volume for every 12 days. The ambient conditions in greenhouse were automatically regulated in terms of light and temperature. Duration of growing was adjusted in 16 hours for the first two months of planting and before nodulation. During two last months of growth period, period of length day was determined as 12 hours and shorter.

The internal temperature of greenhouse was provided within range of 16-18°C during night and 24-26°C during day by regulation of ventilation system and central heating.

### C. Measurements

After flowering, the rate of phosphorus absorption was measured and volume of root and its dry weight were

evaluated. In order to measure the rate of phosphorus absorption in sampled leaves, some plants were randomly selected in greenhouse and after drying in oven and extraction by means of Dry Ashing technique, phosphorus was measured by spectrophotometer (Emami, 1996). After cropping, the roots were washed with distilled water.

To determine root dry weight of roots, the samples were inserted in oven at temperature 75°C for 48 hours and after reaching to a fixed weight, root dry weight was recorded. In order to determine volume of root, graduated cylinder, including certain volume of water was used. The statistical computations of the resultant data were done by SAS (9.01 version) software. To compare the mean values, duncan multi-range test was adopted at probability level 5%.

## RESULTS AND DISCUSSION

The results indicated that inoculation with *Pseudomonas* had significantly affect on rate of phosphorus absorption and some vegetative parameters of potato root at probability level 1%. The rate of phosphorus absorption and root volume showed significant difference at probability level 1% and root dry weight at level 5% with inoculation of several varieties of bacillus bacteria. Similarly, it was identified that the interaction *Pseudomonas* × *Bacillus* was significant at probability level 5% on rate of phosphorus absorption (Table 1).

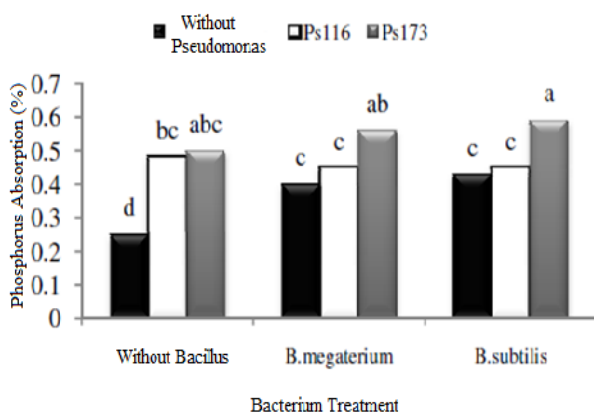
### A. Influence of different inoculations by bacteria on Phosphorus absorption

With respect to the comparison between the mean data from dual impact of *Pseudomonas* × *Bacillus*, the maximum rate of phosphorus absorption occurred in P173+B.subtilis composed inoculation treatment (Fig.1).

**Table 1: ANOVA for phosphorus absorption, root volume, and dry weight of potato root affected by inoculation with phosphate solubilizing bacteria.**

Sources of variances	Df	Sum of square		
		Phosphorus absorption (percent)	Root volume (cm <sup>3</sup> )	Root dry weight (g)
<i>Pseudomonas</i> (Ps)	2	0.084 **	4.57 **	0.38 **
<i>Bacillus</i>	2	0.018 **	3.35 **	0.26 *
<i>Pseudomonas</i> × <i>Bacillus</i>	4	0.009 **	0.56 <sup>ns</sup>	0.06 <sup>ns</sup>
Experimental error	18	0.002	0.44	0.05
CV %	--	11.57	14.13	13.93

\*, \*\*, and <sup>ns</sup> denote respectively the significance at probability level 1% and 5% and without significant difference



**Fig.1.** The comparison of mean rate of phosphorus absorption in interaction between *Pseudomonas* and *Bacillus*.

Compared to control treatment, this rate of increase might be computed higher than 57%. Among different species of phosphate solubilizing bacteria, strain 173 of *Pseudomonas* has the maximum effect on rising of absorption of this element in potato plant. If the efficiency of two varieties of *Bacillus* for phosphorus absorption is considered, according to the results of this study, one can express that in contrast to *B. megaterium* bacterium, *B. subtilis* bacterium had more impact. Doubtlessly, the intensification of synergy between two bacteria in conversion of insoluble and less available phosphate into solubilizing and accessible for the plant is one of the factors for incidence this rate of increase in phosphorus absorption in the composed treatment. Also, developing the volume of root due to application of these microorganisms may cause rising of more access for the root to further volume of soil and the bed surrounding of the root. Consequently with solution of more amounts of insoluble phosphate, the possibility is provided for increased absorption of this valuable element for growth and improving yield in the given plant. Phosphate solubilizing is one of the techniques of phosphorus absorption by growth stimulant bacteria, which practically cause increased access to nutrients in the host plants (Richardson, 2001). According to the studies, Serianth *et al.*, (2003) it was characterized that in comparison with inoculated minitubers, the phosphorus content was increased further in minitubers of *Ficus Benjamina* L. after inoculation with variety of *Bacillus coagulans*. Simultaneous inoculation of pea with rhizobium and one strain of *Pseudomonas* (*P. striata*) and or a variety

of *Bacillus* (*B. polymyxa*) clearly increased plant growth parameters including nodulation, activity of nitrogenase enzyme, and phosphorus and nitrogen absorption (Gaur *et al.*, 2004; Prasad & Chandra, 2003).

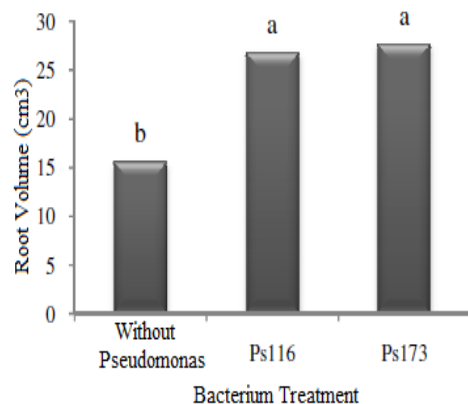
#### *B. Effect of bacteria inoculations on developing roots*

Using both varieties of bacterium caused increase in developing root volume in potato minitubers. The comparison of mean root volume after inoculation with *Pseudomonas* showed that strain 173 had the maximum effect on rising root volume in contrast to treatment without inoculation (control) up to 1.7 times ratio. As it observed in Fig. 2, of course, there was no significant difference between two varieties of bacterium in increase of root volume. With respect to comparison of mean developing rate of root volume in potato minitubers after inoculation with several varieties of *Bacillus* bacterium, it was revealed that the maximum rate of root volume resulted in by using *B. subtilis* up to 1.56 times in contrast with control treatment (without inoculation). No significant difference was seen between two varieties of bacterium in terms rising development of root volume (Fig. 3). According to results of this study, it can be mentioned that using phosphate solubilizing bacteria will act as factor for improving development of root volume in the host plant. One of the related theories about developing root volume in the inoculated potato with growth stimulant bacteria is the improvement in synergic effects in microorganisms and playing the favorable and efficient role in rising of root biomass so that it may contribute the area of root with stimulating lateral branches and on the other hand it causes developing the roots doubly with helping to absorption of more phosphorus and stimulation of assimilates synthesis (Joner & Jackobsen, 1995).

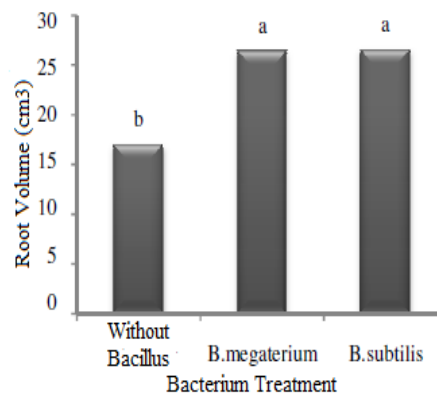
Increase in root volume denotes further development in root that makes possible increase in potential for further absorption water and nutrient elements from wider area of soil. As a result, it seems that potential and yield of water absorption and nutrients is improved in them by using growth stimulant bacteria in this experiment and rising of potato root volume and consequently their growth will be enhanced.

#### *C. Effect of bacteria inoculations on dry root weight*

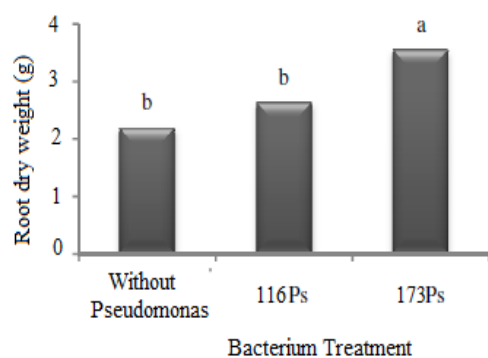
In this study, dry weight of potato root showed significant increase after inoculation of its minitubers with several strains of *Pseudomonas* so that application of strain 173 of this bacterium increased root dry weight respectively up to 1.62 and 1.35 times compared to control treatment and also strain 116 (Fig. 4).



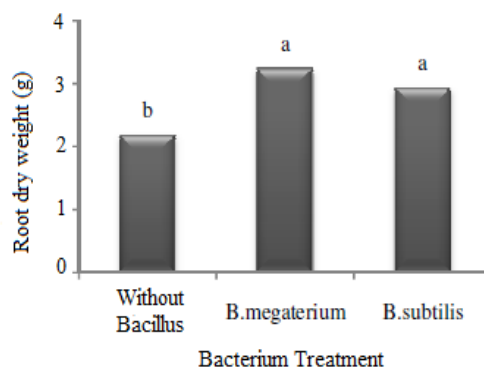
**Fig. 2.** Comparison of mean root volume in potato under inoculation with different strains of *Pseudomonas*.



**Fig. 3.** Comparison of mean root volume in potato under inoculation with two varieties of *Bacillus*.



**Fig. 4.** Comparison of mean root dry weight in potato after inoculation with different strains of *Pseudomonas*.



**Fig. 5.** Comparison of mean root dry weight in potato after inoculation with different varieties of *Bacillus*.

The latter strain had no significant effect on improving root dry weight compared to treatment without inoculation. The comparison of root mean dry weight in the inoculated treatment with two varieties of *Bacillus* bacterium showed that the maximum rate of increase in root dry weight belonged to *B. megaterium* treatment and with 1.48 times greater than control treatment. It is observed in Fig. 5 that there was no significant difference between two genus bacteria and compared to non-inoculated treatment, both varieties increased root dry weight in the host plant. The probable reason for incremental effect of growth stimulant bacteria in dry weight of plant root may be due to impact of bacteria on further growth in minor and lateral roots and growth of capillary roots so that finally it had more significant impact on root dry weight in host plants. It has been referred to increase of root weight of host plants including microorganisms in numerous scientific reports, which are consistent with the results of this study as well. In experiment of Heba (2009) the inoculated mycorrhiza potato with *Pseudomonas* had greater root dry weight compared to other treatments.

David *et al.*, reported that inoculation of potato with *Pseudomonas* and or *Azospirillum* caused increase in root dry weight in contrast to other treatments. Howei and Echandi (1983) observed that some strains of *Pseudomonas* might increase dry weight of potato root up to 1.5 times. In an exploration into dual impact of phosphate solubilizing bacteria and *Bradyrhizobium japonicum* in soybean, Rasipoor & Aliashgharzadeh (2007) declared that phosphate solubilizing bacteria caused increase in dry weight of shoot organ as well as wet and dry weights of root nodules.

## CONCLUSION

It was identified from the results of this study that inoculation of potato tissue cultured minitubers with phosphate solubilizing bacteria may remarkably affect on rising of root volume and more access to wider area from its surrounding environment in order to facilitate absorption process and solution of insoluble and less-soluble nutrient elements including phosphorus and improving nutrient absorption.

These factors increase potential for efficient and better use of nutrient sources as well as water and optimal conditions of light ambient conditions in the plant and cause rising yield of producing minitubers. This significant increase in improvement of reproduction of minitubers is remarkably noticed as a new finding in optimal application of bio-fertilizers technology and it may provide the reduced consumption of chemical products, improvement of quality and health of the produced nutrients and lowering production costs.

#### ACKNOWLEDGMENT

We thank Soil and Water Research Institute and Soil Biology Department for providing the PGPR inoculums and Fara-Dasht co. for providing potato minitubers. This work was financially supported by SPCRI (Seed and Plant Certification and Registration Research Institute) and SWRI (Soil and Water Research Institute).

#### REFERENCES

- Alagawadi, A.R., & Gaur A.C. (1992). Inoculation of Azospirillum brasilense and phosphate solubilizing bacteria on the yield of Sorghum (*Sorghum bicolor* L.). *Moench in dry lanc Trop. Agric.* **69**: 347-350.
- Attia, M., & Awad, N. (2003). Assessment the impact of certain growth promoting rhizobacteria strains on symbiotic effectiveness of Arbuscular Mycorrhizal Fungi. *Egypt J Microbiol.* **38**(1):75-88.
- Bhattacharyya, P.N., & Jha, D.K. (2012). Plant growth-promoting rhizobacteria (PGPR): emergence in agriculture. *World J Microbiol Biotechnol.* **28**:1327-50.
- Berg, G. (2009). Plant microbe interactions promoting plant growth and health: perspectives for controlled use of microorganisms in agriculture. *Appl Microbiol Biotechnol*; **84**: 8-11.
- David, A., Mc.Arthur, J., & Richard Knowles, N. (1993). Influence of Vesicular-Arbuscular Mycorrhizal Fungi on the Response of Potato to Phosphorus Deficiency. *Plant Physiol.* **101**: 147-160.
- Dodd, J.C. (2000). The role of arbuscular mycorrhizal fungi in agro- natural ecosystems. *Outlook on Agriculture.* **29**: 63-70.
- Domey, S., & Lipmann, G. (1988). Stimulation of plant growth by phosphate, solubilizing bacteria. In: Interrelationships between microorganisms and plants in soil, Vancura, V. and F. Kunc (Eds.). Academic Press, San Diego, CA.
- Emami, A. (1996). Plant analysis method. Agricultural training Press. Karaj, Iran. Vol 1.128 pp.
- Frey, B., & Schuep, F. (1992). Transfer of Symbiotically fixed nitrogen from berseem (*Trifolium alexandrinum* L.) to maize via vesicular arbuscular mycorrhizal hyphae. *New Phytologist.* **122**: 447-454.
- Gaur, R., Shani, N., Kawaljeet, B.N, Rossi, P., & Aragno, M. (2004). Diacetyl phloroglucinol-producing Pseudomonas do not influence AM fungi in wheat rhizosphere. *Curr. Sci.* **86**: 453-457.
- Germida, J.J., & Walley, F.L. (1997). Plant growth-promoting rhizobacteria alter rooting patterns and arbuscular mycorrhizal fungi colonization of field-grown spring wheat. *Biol. Fertil. Soils.* **23**: 113-120.
- Glick, B.R., Cheng, Z., Czarny, J., Cheng, Z., & Duan, J. (2007). Promotion of plant growth by ACC deaminase-producing soil bacteria. *Eur J Plant Pathol.* **119**: 39-329.
- Gray, E.J., & Smith, D.L. (2005). Intracellular and extracellular PGPR: commonalities and distinctions in the plant-bacterium signaling processes. *Soil Biol Biochem.* **37**: 395-412.
- Gosling, P., Hodge, A., Goodlass, G., & Bending, G.D. (2006). Arbuscular mycorrhiza fungi and organic farming. *Agriculture, Ecosystem and Environment.* **113**: 17-35.
- Gunasekaran, S., Balachandar, D., & Mohanasundaram, K. (2004). Studies on synergism between Rhizobium, plant growth promoting rhizobacteria (PGPR) and phosphate solubilizing bacteria in black gram, in: Biofertilizer technology for rice based cropping system, S. Kannaiyan, K. Kumar K. Govindarajan, eds. Scientific Publ. Jodhpur pp.269-273.
- Heba, M.A.K.H. (2009). Assessment of organic nitrogen availability to potato plant under affecting promoting Rhizobacterium and Mycorrhizal inoculation. *Research Journal of Agriculture and Biological Sciences.* **5**(4):583-587.
- Henri, F., Laurette, N.N., Annette, D., John, Q., Wolfgang, M., François-Xavier, E., Dieudonné, N.(2008). Solubilization of inorganic phosphates and plant growth promotion by strains of Pseudomonas fluorescens isolated from acidic soils of Cameroon. *African J Microb Res.* **2**: 171-178.
- Hayat, R., Ali, S., Amara, U., Khalid, R., & Ahmed, I. (2010). Soil beneficial bacteria and their role in plant growth promotion: a review. *Ann Microbiol.* **60**: 98-579.

- Howie, W.J., & Echandi, E. (1983). Influence of cultivar and soil type on plant growth and yield of potato. *Soil Biol. Biochem.* **15**(2): 127-132.
- Joner, E.J., & Jakobsen, I. (1995). Growth and extra cellular phosphatase activity of arbuscular mycorrhizal hyphae as influenced by soil organic matter. *Soil Bio Bioch.* **27**: 1153-1159.
- Kaymak, D.C. (2010). Potential of PGPR in agricultural innovations. In: Maheshwari DK, editor. Plant growth and health promoting bacteria. Berlin Heidelberg, Germany: Springer-Verlag.
- Kennedy, I.R., Choudhury, A.T.M.A., & Kecskes, M.L. (2004). Non-symbiotic bacterial diazotrophs in crop-farming systems: Can their potential for plant growth promotion be better exploited. *Soil Biology and Biochemistry.* **36**: 1229-1244.
- Khan, M.S., Zaidi, A., Wani, P.A., & Oves, M. (2008). Role of plant growth promoting rhizobacteria in the remediation of metal contaminated soils. *Environ Chem Let.* **7**: 1-19.
- Murashige, T., & Skoog, F. (1962). A revised medium for rapid growth and bioassays with tobacco tissue cultures. *Physiologia Pl.* **15**: 473-497.
- Nadeem, S.M., Zahir, Z.A., Naveed, M., & Ashraf, M. (2010). Microbial ACC-deaminase: prospects and applications for inducing salt tolerance in plants. *Crit Rev Plant Sci.* **29**: 360-93.
- Pagiri, I., & Bezbaruah, B. (1990). Strains contributing to phosphorus mobilization in acid soils. *Ind, J. Agric. Sci.* **60**: 197-200.
- Pedra, F., Polo, A., Ribero, A., & Domingues, H. (2006). Effect of municipal solid waste compost and sewage sludge on mineralization of soil organic matter. *Journal of Soil Biology and Biochemistry.* **29**: 1375-1382.
- Prasad, H., & Chandra, R. (2003). Growth pattern of urdbean Rhizobium sp. with PSB and PGPR in consortia. *J. Indian Soc. Soil Sci.* **51**: 76-78.
- Puente, M.E., Bashan, Y., Li, C.Y., & Lebsky, V.K. (2004a). Microbial populations and activities in the rhizosphere of rock-weathering desert plants. I. Root colonization and weathering of igneous rocks. *Plant Biol.* **6**: 629-642.
- Puente, M.E., Li, C.Y., & Bashan, Y. (2004b). Microbial populations and activities in the rhizosphere of rock-weathering desert plants. II. Growth promotion of cactus seedlings. *Plant Bio.* **6**: 643-650.
- Rao, N.S. (1992). Biofertilizers in Agriculture. AA, Balkema, Rotterdam, pp.188.
- Rasipoor, L., & Aliasgharzade, N. (2007). Interactions between PGPR and *Bradyrhizbium japonicum* on growth indices, nodulation and uptake of some elements in Soybean (*Glycine max* L.). *Journal of science and technology.* **40**: 53-63.
- Richardson, A.E. (2001). Prospects for using soil microorganisms to improve the acquisition of phosphorus by plants. *Aust. J. plant Physiol.* **28**: 897-906.
- Rokade, S.M., & Patil, P. (1993). Phosphate solubilizing microorganisms. A review. *J. Maharashtra. Agric. Univ.* **18**: 93-101
- Saharan, B.S., & Nehra, V. (2011). Plant growth promoting rhizobacteria: a critical review. *Life Sci Med Res LSMR*, 21.
- Serianth, J., Bagyaraj, D.J., & Satyanarayana, B.N. (2003). Enhanced growth and nutrition of micropropagated *Ficus benjamina* to *Glomus mosseae* co-inoculated with *Trichoderma harzianum* and *Bacillus coagulans*. *World Journal of Microbiology and Biotechnology.* **19**: 69-72.
- Verma, J.P., Yadav, J., Tiwari, K.N., Kush, L., & Singh, V. (2010). Impact of plant growth promoting rhizobacteria on crop production. *International journal of agricultural research.* **5**(11): 954-983.
- Vyas, P., & Gulati, A. (2009). Stress tolerance and genetic variability of phosphate solubilizing *Pseudomonas* fluorescent from the cold deserts of the trans-Himalayas. *Microb Ecol.* **58**: 425-434.
- Whitelaw, M.A. (2000). Growth promotion of plants inoculated with phosphate-solubilizing fungi. *Adv. Agron.* **69**: 99-152.
- Yadav, J., Verma, J.P., Yadav, S.K., & Tiwari, K.N. (2010). Effect of salt concentration and pH on soil inhabiting fungus *Penicillium citrinum* Thom for solubilization of Tricalcium phosphate. *Microbiol. J.*, 1:1-7.
- Zahir, Z.A., & Arshad, M. (1996). Effectiveness of *Azotobacter* inoculation for improving potato yield under fertilized conditions. *Pak J Agric Sci.* **33**: 1-8.
- Zahir, A.Z., Arshad, M., & Frankenberger (Jr.), W.F. (2004). Plant growth promoting rhizobacteria applications and perspectives in agriculture. *Advances in Agronomy.* **81**: 97-168.
- Zhang, F., Dashti, N., Hynes, R.K., & Smith, D.L. (1997). Plant growth-promoting rhizobacteria and soybean (*Glycine max* L. Merr.) growth and physiology at suboptimal root zone temperatures. *Annals Bot.* **79**: 243-249.