

## Influence of Nanoparticles on Plant Growth, Seed quality, Yield and Genetic changes in Maize (*Zea mays* L.)

Ezhilarasan K.<sup>1</sup>, Rame Gowda<sup>2\*</sup>, Roopashree B.<sup>3</sup> and Umarani K.<sup>3</sup>

<sup>1</sup>Research Scholar, Department of Seed Science and Technology,  
University of Agricultural Sciences, GKVK, Bangalore (Karnataka), India.  
<sup>2</sup>Emeritus Scientist, Seed Technology Research Unit, AICRP on Seed (Crops),  
University of Agricultural Sciences, GKVK, Bangalore (Karnataka), India.  
<sup>3</sup>Research Associates, Seed Technology Research Unit, AICRP on Seed (Crops),  
University of Agricultural Sciences, GKVK, Bangalore (Karnataka), India.

(Corresponding author: Rame Gowda\*)

(Received: 25 April 2023; Revised: 18 May 2023; Accepted: 27 May 2023; Published: 05 July 2023)

(Published by Research Trend)

**ABSTRACT:** The study illustrates the potential usage and beneficial effects of nanochemicals through seed priming. The experiment was conducted on maize cv.MAH 14-138 F<sub>1</sub> hybrid pot culture under polyhouse condition with few selected nanochemicals viz., silicon dioxide, titanium dioxide and iron oxide with two levels (500 and 1000 mg/kg of seeds). The results of the study revealed that polymer coating of SiO<sub>2</sub>NPs @500 mg per kg of seeds recorded significantly higher plant height (336.27cm), number of leaves (15), stem girth (4.77cm) as compared to untreated control (251.07cm, 13 and 3.09cm, respectively) at 90<sup>th</sup> day of sowing. Increased cob length (15.95 cm), cob diameter (6.81cm), cob seed weight (105.41 g), cob pith weight (63.90 g), total cob weight (170.64 g), number of seeds per cob (456) and 100 seed weight (26.63 g) recorded in T<sub>4</sub> (dry dressing with TiO<sub>2</sub> 500 mg per kg of seeds) over control (9.87cm, 14.50cm, 45.97g, 21.70g, 71.0g, 300 and 16.14g, respectively). The resultant seeds were harvested at physiological maturity and evaluated for initial seed quality parameters. Seeds dry dressed in TiO<sub>2</sub> 500 mg/kg recorded maximum germination (95%), shoot length (19.61cm), root length (18.52cm), seedling length (38.13cm), dry weight of seedling (60.79mg/seedling), seedling vigour index-I (3791), seedling vigour index-II (5937), lower electrical conductivity of seed leachate (12.07µS/cm) and higher total dehydrogenase activity (0.547). The findings of the present study clearly suggest that both silicon dioxide and titanium dioxide nanochemicals @500 mg/kg of seeds with or without polymer mediated coating significantly improve maize seed production. Thus, nanoparticles have the potential to improve the growth and production of crops through various mechanisms.

**Keywords:** Maize hybrid, nanochemicals, seed dry dressing, seed polymer coating, pot culture.

### INTRODUCTION

Cereals are the most important food grain crops, which are generally grown in various agro climatic regions of the country. India is the second largest producer of rice, wheat, maize, and other cereals, which accounts 54% of total agricultural production; even these can be handled, transported and stored with minimum spoilage. Among the cereal crops, maize (*Zea mays* L.) contributes as the third major principle cereal and India ranks seventh worldwide in maize production. The crop is widely grown in a wide range of soils under temperature varying from 21 to 35°C. Major growing states of maize are Karnataka, Maharashtra, Tamil Nadu, Telangana, and Madhya Pradesh.

Nanopriming uses nanoparticles which have particle size of below 100 nm, by means of priming methods; several biotic and abiotic stress tolerance techniques have been developed so far. However, several researchers demonstrated that nano priming could

improve seed germination and plantability of wide range of agricultural and horticultural crops with their enhanced vigour potential. Besides, nanopriming has got the ability to break the seed dormancy, but the reason is obscure. Meanwhile, usage of nanoparticles was also observed with toxicological effects on crops due to their unsuitability and over dosage. Nevertheless, nano-encapsulated pesticides and fertilizers are an alternative method of improving crop performance. Nano based inputs in agricultural production can reduce excess chemical fertilizer usage, thereby controlling environmental pollution, tolerance towards different type of stresses in plants. Besides, seed nanopriming also utilized for seed protection as many nanoparticles have antimicrobial activities and protect crops from pests and diseases.

Nano particles can easily penetrate the plasma membrane, also induces or enlarge the pores which enhance the uptake of essential micronutrients compared to the conventional bulk particles (Navarro *et*

al., 2008). Nano-silica has beneficial effects by establishing plant species with their enhanced growth, varied stress resistances (Mushtaq *et al.*, 2017; Choudhary and Budania 2022) and defense mechanism against fungi by enhancing phenolic accumulation and enzymes like peroxidase, polyphenol oxidases, etc., acts as a modulator of host resistance to specific pathogens (Cherif *et al.*, 1994). Nano titanium dioxide significantly improved the germination of low vigour seeds of spinach (Zheng *et al.*, 2005) and in wheat (Feizzi *et al.*, 2012) when compared to application of bulk titanium particles. These encounters the water deficit conditions supported by several stress related genes and influenced the growth characteristics in wheat (Tumbura *et al.*, 2017; Jaberzadeh *et al.*, 2013). Productivity of different crops has been hindered by stresses like water logging, drought and toxicity of heavy metals, etc. Several researchers found that treatment with nano silica, nano titanium etc., facilitated the germination and productivity of maize crop under saline conditions (Zhang *et al.*, 2007; Ghodrat and Roustia 2012; Abdel Latef and Tran 2016). TiO<sub>2</sub> nano particles have many insightful impacts on plant morphological, physiological and biochemical features (Mishra *et al.*, 2014). Waqas *et al.* (2022) proved that seeds treated with zinc oxide nanoparticles increased the seed and straw yield under water deficit environment and it also reduced MDA content in rice plants under water stress conditions. Zinc improved the SOD activities (Kasim, 2007) and helped in alleviating ROS induced damages and which ultimately improved the nutrient profiles of cereal crops (Powell, 2000). It also documented increased plant biomass in the nano treated seeds (Khan *et al.*, 2021; Rizwan *et al.*, 2019; Mahakham *et al.*, 2016). Iron content plays major role in cell metabolism and it involved in photosynthesis, respiration, enzyme activity and other physio process (Bakhtiari *et al.*, 2015). Nano iron treated with durum wheat (Preco variety) seeds exhibited maximum plant height in lower concentrations (Ali *et al.*, 2022) since the iron nutrient drives the higher plant growth, chlorophyll production and redox process in plant development (Briat *et al.*, 2007). Therefore, with these evidences, a pot culture experiment was taken up at the Seed Technology Research Unit in GKVK, Bangalore during *Kharif* 2022 to study the real impact of nanochemicals (which proved to enhance seed quality in our previous laboratory work) on crop growth and its performance.

## MATERIAL AND METHODS

**Source of seeds:** The freshly harvested seeds maize F<sub>1</sub> hybrid MAH 14-138 were procured from Breeder Seed Production Unit, National Seed Project (crops), University of Agricultural Sciences, GKVK, Bengaluru and manually cleaned and dried to obtain uniform and safer moisture content (< 9%).

**Dry dressing nano treatment:** Seeds were treated with selected nano chemicals *viz.*, Silicon dioxide (SiO<sub>2</sub>), Titanium dioxide (TiO<sub>2</sub>) and Iron oxide (FeO) each at the concentration of 500 and 1000 mg per kg of seeds (Fig. 1). 2 to 3 ml of 2% CMC as binding agent was utilized for uniform coating of nanochemicals over the

seed. The treated seeds were subjected to air drying in room temperature for few hours to obtain equilibrium moisture level in seed mass and then were evaluated for various seed quality parameters.

**Polymer mediated nano coating:** 3 ml of water-soluble synthetic polymer (pink colour) was mixed with nano chemicals each @ 500 and 1000 mg per kg of seeds and uniformly coated with polymer (Fig. 2). Then, the seeds were kept for shade drying to achieve moisture equilibrium and were evaluated for several quality attributes.

**Pot culture experiment:** Treated seeds with three replications were planted in high density plastic pots of 14" diameter filled with pot mixture of red soil, sand, compost and the crop was managed with required NPK nutrients in the form of complex fertilizers uniformly for all the treatments, regular watering, weeding and other cultural operations until crop maturation (Fig. 3). Observations were recorded on seedling emergence, plant growth and yield parameters. Further, the seed quality attributes were also recorded on resultant crop seeds as per the procedure prescribed by ISTA (2021). The statistical analysis of experimental data was carried out by using completely randomized design method.

**Molecular analysis of genetic changes:** Seven days old fresh leaves were taken for DNA isolation by CTAB method (Doyle and Doyle, 1990) with slight modifications at the Molecular Lab of Seed Technology Research, AICRP on NSP (Crops), University of Agricultural Sciences, GKVK, Bangalore. Identified SSR markers (Phi 053, Bnlg 1520 and bnlg 198) of maize hybrid were used for PCR analysis (Humera, 2017). The DNA profiles were examined along with the control and compared for any changes in genomic level of nanoparticle treated seeds, The DNA profile data are used to interpret the results based on the presence or absence of corresponding bands at the known base pair.

## RESULTS AND DISCUSSION

The studies on the pot culture experiment under polyhouse conditions revealed that seeds treated with selected nano chemicals showed early emergence when compared to the untreated control. The plant height was significantly higher in T<sub>9</sub> (polymer coated with SiO<sub>2</sub> @ 500 mg per kg of seeds) in all plant growth stages *viz.*, 30, 60 and 90 days after sowing (117.13, 328.65 and 336.27 cm, respectively) compared to control (94.53, 243.07 and 251.07 cm, respectively). The number of leaves were maximum in T<sub>9</sub> (12, 14 and 15) at 30, 60 and 90 days, respectively after sowing when compared to control (11, 12 and 13). The increased stem girth was also found in T<sub>9</sub> (4.43, 4.60 and 4.77 cm) at 30, 60 and 90 days after sowing and lowest in control (2.97, 3.17 and 3.09 cm) respectively (Table 1). Similarly, research findings of Siddiqui *et al.* (2014) revealed increased germination due to nano-silicon seed treatment in wheat. Shah *et al.* (2021) also reported increased germination due to nano titanium in maize under salinity stress. Nano ferric oxide improved the several plant growth traits of durum wheat like plant height, root length, number of leaves, inter nodal length, 1000 grain weight, relative water contents according to Ali *et al.* (2022).

Further, various cob quality parameters from maize hybrid MAH 14-138 plants grown under pot culture were assessed after physiological maturity stage and presented in Table 2. Among all the treatments, increased cob length (cm), cob diameter (cm), cob seed weight (g), cob pith weight (g), total cob weight (g), number of seeds per cob, 100 seed weight (g) were noticed in T<sub>4</sub>-dry dressed with TiO<sub>2</sub> NPs @ 500 mg (15.95 cm, 6.81 cm, 105.41 g, 63.90 g, 170.64 g, 456 and 26.63 g, respectively), however they were statistically on par with T<sub>9</sub>-polymer coated with SiO<sub>2</sub> 500 mg (15.50 cm, 5.74 cm, 89.97 g, 57.33 g, 145.97 g, 402 and 24.51 g, respectively) when compared to T<sub>1</sub>-untreated control (9.87 cm, 4.17 cm, 45.97 g, 21.70 g, 71.0 g, 300 and 16.14 g, respectively). According to Farooq *et al.* (2013); Shah *et al.* (2019) nanoparticles priming accelerate the metabolic activities during germination stage and thereby improves the seedling quality of maize under saline condition.

The resultant crop seeds were evaluated for seed quality attributes to know the influence of nanochemicals treatment in maize MAH 14-138 hybrid and presented in Table-3. The results revealed increased germination (%), shoot length (cm), root length (cm), seedling length (cm), dry weight of seedling (mg), seedling vigour index-I, seedling vigour index-II, total dehydrogenase activity and decreased electrical conductivity ( $\mu\text{S}/\text{cm}$ ) of seed leachates with T<sub>4</sub> seeds dry dressed with TiO<sub>2</sub> NPs 500 mg/kg of seeds (95%, 19.61 cm, 18.52 cm, 38.13 cm, 60.79 mg, 3791, 5937, 0.547, 12.07  $\mu\text{S}/\text{cm}$ , respectively) compared to T<sub>1</sub>-

untreated control (70%, 15.77cm, 17.00cm, 32.77cm, 43.30mg, 2316, 3056, 0.430, 9.29  $\mu\text{S}/\text{cm}$ , respectively). These research findings are in agreement with Suriyaprabha *et al.* (2012) wherein nano-silicon resulted in increased germination due to absorption and utilization of silica by seeds and had significant increase in fresh weight and dry weight of seedlings. Further, Haghghi *et al.* (2014) also noticed that TiO<sub>2</sub> NPs recorded 100 per cent germination in onion and radish and acted as good priming agent for horticultural crops. Besides, root length increases upon nano iron treatment with lower concentrations in both *Capsicum annum* and *Arachis hypogea* (Yuan *et al.*, 2018; Rui *et al.*, 2016).

Three SSR primers like Phi 053, Bnlg 1520 and bnlg 198 were used for the study the genetic changes, if any due to seed treatment with nano-chemicals. All the primers showed single, uniformly amplified banding pattern for all the treatments along with the untreated control. Based on the presence or absence of band and its size, we can infer that no genetic variations observed in genomic level due to selected nano-chemicals (Fig. 4). As the nano-chemicals treated seeds produced identical monomorphic banding pattern it is suggested the genetic stability. These findings were also supported by Lopez-Moreno *et al.* (2010) where ZnO @ 2000mg/L showed no changes in RAPD profile in soybean but ZnO NPs @4000 mg/L showed a new band due to change in priming sites leading new annealing events and deletions and homologous recombination which indicates genotoxicity.

**Table 1: Influence of nanochemicals on plant height (cm), number of leaves and stem girth (cm) grown under polyhouse conditions in maize hybrid cv. MAH 14-138.**

Treatments	Plant height (cm)			Number of leaves			Stem girth (cm)		
	30 DAS	60 DAS	90 DAS	30 DAS	60 DAS	90 DAS	30 DAS	60 DAS	90 DAS
T <sub>1</sub>	94.53	243.07	251.07	11	12	13	2.97	3.17	3.09
T <sub>2</sub>	108.10	290.83	293.40	12	14	14	3.21	3.57	3.72
T <sub>3</sub>	111.67	277.18	278.81	12	13	13	3.63	4.01	4.01
T <sub>4</sub>	113.81	327.25	330.70	12	15	15	3.70	3.88	4.02
T <sub>5</sub>	110.07	274.03	283.39	12	13	13	3.61	4.18	4.40
T <sub>6</sub>	110.83	279.88	290.93	11	13	13	3.22	4.00	3.71
T <sub>7</sub>	109.70	308.93	319.41	11	14	14	3.28	3.34	3.40
T <sub>8</sub>	111.97	268.75	279.87	12	13	14	3.67	3.81	3.87
T <sub>9</sub>	117.13	328.65	336.27	12	14	15	4.43	4.60	4.77
T <sub>10</sub>	104.08	307.13	329.78	11	13	14	3.04	3.33	3.23
T <sub>11</sub>	105.40	309.89	327.90	12	13	14	3.29	3.34	3.37
T <sub>12</sub>	104.69	306.78	320.92	11	14	14	3.53	3.70	3.98
T <sub>13</sub>	105.90	317.41	319.87	12	14	14	3.61	3.83	3.97
T <sub>14</sub>	100.17	303.30	316.98	11	13	13	3.27	3.47	3.55
T <sub>15</sub>	101.47	256.87	280.57	11	14	14	3.00	3.22	3.41
Mean	107.30	293.33	303.99	11	13	14	3.43	3.70	3.77
S.Em $\pm$	2.75	8.29	8.75	0.24	0.32	0.26	0.17	0.14	0.09
CD(0.05P)	7.92	23.90	25.22	0.70	0.93	0.74	0.48	0.39	0.27
CV (%)	4.44	4.90	4.98	3.66	4.11	3.21	8.36	6.41	4.29

\*mg/kg of seed

T<sub>1</sub> - Control; T<sub>2</sub>-Dry dressing of SiO<sub>2</sub> NP @ 500mg; T<sub>3</sub> - Dry dressing of SiO<sub>2</sub> NP @ 1000mg; T<sub>4</sub> - Dry dressing of TiO<sub>2</sub> NP @ 500mg; T<sub>5</sub> - Dry dressing of TiO<sub>2</sub> NP @ 1000mg; T<sub>6</sub> - Dry dressing of FeO NP @ 500mg; T<sub>7</sub> - Dry dressing of FeO NP @ 1000mg; T<sub>8</sub> - Polymer only; T<sub>9</sub> - Polymer coating with SiO<sub>2</sub> NP @ 500mg; T<sub>10</sub> - Polymer coating with SiO<sub>2</sub> NP @ 1000mg; T<sub>11</sub> - Polymer coating with TiO<sub>2</sub> NP @ 500mg; T<sub>12</sub> - Polymer coating with TiO<sub>2</sub> NP @ 1000mg; T<sub>13</sub> - Polymer coating with FeO NP @ 500mg; T<sub>14</sub> - Polymer coating with FeO NP @ 1000mg; T<sub>15</sub> - Spinatorum @ 0.8 %

**Table 2: Influence of nanochemicals on cob characters of maize hybrid cv. MAH 14-138.**

Treatments	Cob length (cm)	Cob diameter (cm)	Cob seed weight (g)	Cob pith weight (g)	Total cob weight (g)	Number of seeds/cob	100 seeds weight (g)
T <sub>1</sub>	9.87	4.17	45.97	21.70	71.00	300	16.14
T <sub>2</sub>	14.41	5.78	76.48	32.58	109.05	333	22.30
T <sub>3</sub>	14.87	5.70	78.07	46.02	127.42	392	21.52
T <sub>4</sub>	15.95	6.81	105.41	63.90	170.64	456	26.63
T <sub>5</sub>	14.33	5.72	65.30	47.34	107.64	309	24.07
T <sub>6</sub>	13.37	5.33	56.93	33.67	90.60	278	22.28
T <sub>7</sub>	14.67	5.41	62.67	37.08	99.75	340	21.87
T <sub>8</sub>	14.58	5.02	71.28	38.17	109.45	354	20.83
T <sub>9</sub>	15.50	5.74	89.97	57.33	145.97	401	24.51
T <sub>10</sub>	14.42	5.62	61.31	36.34	99.32	290	21.20
T <sub>11</sub>	13.81	5.28	73.35	39.90	109.92	318	21.38
T <sub>12</sub>	14.35	5.33	75.77	41.67	117.43	282	22.20
T <sub>13</sub>	14.95	5.30	65.07	42.82	107.89	271	22.27
T <sub>14</sub>	14.73	5.41	70.57	45.13	112.37	320	20.92
T <sub>15</sub>	13.80	6.00	71.10	37.74	108.84	337	21.90
Mean	14.24	5.51	71.28	41.43	112.49	332	22.00
S.Em ±	0.82	0.29	3.22	2.36	3.29	18.60	0.62
CD(0.05P)	2.36	0.84	9.28	6.81	9.47	53.59	1.79
CV (%)	9.97	9.13	7.83	9.87	5.06	9.69	4.89

\*mg/kg of seed

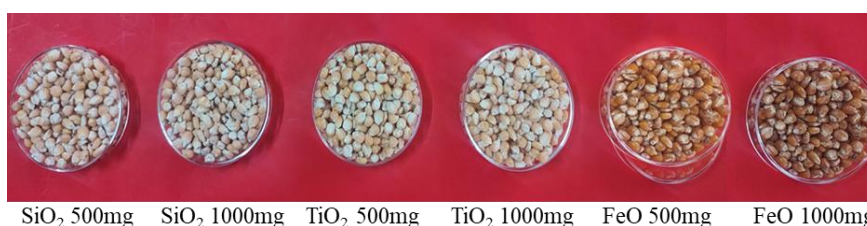
T<sub>1</sub> - Control; T<sub>2</sub>-Dry dressing of SiO<sub>2</sub> NP @ 500mg; T<sub>3</sub> - Dry dressing of SiO<sub>2</sub> NP @ 1000mg; T<sub>4</sub> - Dry dressing of TiO<sub>2</sub> NP @ 500mg; T<sub>5</sub> - Dry dressing of TiO<sub>2</sub> NP @ 1000mg; T<sub>6</sub> - Dry dressing of FeO NP @ 500mg; T<sub>7</sub> - Dry dressing of FeO NP @ 1000mg; T<sub>8</sub> - Polymer only; T<sub>9</sub> - Polymer coating with SiO<sub>2</sub> NP @ 500mg; T<sub>10</sub> - Polymer coating with SiO<sub>2</sub> NP @ 1000mg; T<sub>11</sub> - Polymer coating with TiO<sub>2</sub> NP @ 500mg; T<sub>12</sub> - Polymer coating with TiO<sub>2</sub> NP @ 1000mg; T<sub>13</sub> - Polymer coating with FeO NP @ 500mg; T<sub>14</sub> - Polymer coating with FeO NP @ 1000mg; T<sub>15</sub> - Spinatorum @ 0.8 %

**Table 3: Influence of nanochemicals on seed quality of resultant crop of maize hybrid cv. MAH 14-138.**


Treatments	Germination (%)	Shoot length (cm)	Root length (cm)	Seedling length (cm)	Dry weight of seedling (mg)	Seedling vigour Index-I	Seedling vigour Index-II	EC (µS/cm)	TDH
T <sub>1</sub>	70	15.77	17.00	32.77	43.30	2316	3056	9.29	0.430
T <sub>2</sub>	72	15.21	17.30	32.51	53.42	2296	3828	8.18	0.548
T <sub>3</sub>	84	15.42	16.17	31.58	55.03	2652	4619	9.80	0.394
T <sub>4</sub>	95	19.61	18.52	38.13	60.79	3791	5937	12.07	0.547
T <sub>5</sub>	95	15.75	16.03	31.78	59.50	3040	5692	9.98	0.620
T <sub>6</sub>	85	16.14	16.61	32.75	58.45	2804	5003	10.35	0.459
T <sub>7</sub>	93	17.07	15.90	32.97	55.91	3099	5198	10.21	0.497
T <sub>8</sub>	95	16.98	15.80	32.78	55.27	3136	5287	10.15	0.554
T <sub>9</sub>	96	18.90	16.94	35.51	59.81	3452	5831	10.44	0.517
T <sub>10</sub>	90	17.18	15.67	32.84	52.60	2975	4768	10.13	0.522
T <sub>11</sub>	87	17.34	16.70	34.04	51.83	2960	4507	9.59	0.540
T <sub>12</sub>	83	17.10	16.23	33.33	53.54	2933	4474	10.48	0.513
T <sub>13</sub>	89	18.17	13.47	31.63	51.95	2835	4659	9.15	0.532
T <sub>14</sub>	94	15.31	15.27	30.57	50.01	2917	4718	10.05	0.503
T <sub>15</sub>	91	16.48	16.61	33.09	52.53	3032	4816	9.36	0.515
Mean	88	16.83	16.28	33.09	54.26	2949	4826	9.95	0.51
S.Em ±	1.69	0.48	0.42	0.76	1.54	75.06	141.86	0.36	0.03
CD(0.05P)	4.86	1.39	1.22	2.18	4.43	216.28	408.76	1.03	0.07
CV (%)	3.30	4.98	4.50	3.96	4.91	4.41	5.09	6.25	8.71

\* mg/kg of seed

T<sub>1</sub> - Control; T<sub>2</sub>-Dry dressing of SiO<sub>2</sub> NP @ 500mg; T<sub>3</sub> - Dry dressing of SiO<sub>2</sub> NP @ 1000mg; T<sub>4</sub> - Dry dressing of TiO<sub>2</sub> NP @ 500mg; T<sub>5</sub> - Dry dressing of TiO<sub>2</sub> NP @ 1000mg; T<sub>6</sub> - Dry dressing of FeO NP @ 500mg; T<sub>7</sub> - Dry dressing of FeO NP @ 1000mg; T<sub>8</sub> - Polymer only; T<sub>9</sub> - Polymer coating with SiO<sub>2</sub> NP @ 500mg; T<sub>10</sub> - Polymer coating with SiO<sub>2</sub> NP @ 1000mg; T<sub>11</sub> - Polymer coating with TiO<sub>2</sub> NP @ 500mg; T<sub>12</sub> - Polymer coating with TiO<sub>2</sub> NP @ 1000mg; T<sub>13</sub> - Polymer coating with FeO NP @ 500mg; T<sub>14</sub> - Polymer coating with FeO NP @ 1000mg; T<sub>15</sub> - Spinatorum @ 0.8 %



**Fig. 1.** Seed treatment through dry dressing with SiO<sub>2</sub>, TiO<sub>2</sub> and FeO nanochemicals.




SiO<sub>2</sub> 500mg SiO<sub>2</sub> 1000mg TiO<sub>2</sub> 500mg TiO<sub>2</sub> 1000mg FeO 500mg FeO 1000mg

**Fig. 2.** Seed treatment through polymer mediated coating with SiO<sub>2</sub>, TiO<sub>2</sub> and FeO nanochemicals.



**Fig 3.** General view of pot culture experiment on nanochemicals in hybrid maize.



T<sub>1</sub> - Control; T<sub>2</sub>-Dry dressing of SiO<sub>2</sub> NP @ 500mg; T<sub>3</sub> - Dry dressing of SiO<sub>2</sub> NP @ 1000mg; T<sub>4</sub> - Dry dressing of TiO<sub>2</sub> NP @ 500mg; T<sub>5</sub> - Dry dressing of TiO<sub>2</sub> NP @ 1000mg; T<sub>6</sub> - Dry dressing of FeO NP @ 500mg; T<sub>7</sub> - Dry dressing of FeO NP @ 1000mg; T<sub>8</sub> - Polymer only; T<sub>9</sub> - Polymer coating with SiO<sub>2</sub> NP @ 500mg; T<sub>10</sub> - Polymer coating with SiO<sub>2</sub> NP @ 1000mg; T<sub>11</sub> - Polymer coating with TiO<sub>2</sub> NP @ 500mg; T<sub>12</sub> - Polymer coating with TiO<sub>2</sub> NP @ 1000mg; T<sub>13</sub> - Polymer coating with FeO NP @ 500mg; T<sub>14</sub> - Polymer coating with FeO NP @ 1000mg; T<sub>15</sub> - Spinatorum @ 0.8 %

**Fig. 4.** SSR markers profiles to reveal genetic changes due to seed treatment with nanochemicals in maize hybrid MAH 14-138.

## CONCLUSIONS

The research findings of the study revealed that application of nanochemicals *viz.*, silicon dioxide, titanium dioxide, iron oxide significantly improves the crop performance as well as the seed quality attributes of resultant crop of maize. Seed coating with SiO<sub>2</sub> and TiO<sub>2</sub> NPs @ 500 mg/kg of seeds both dry dressing and polymer mediated coating found to be most effective over other nano-chemicals seed treatments for effective and positive influence of crop growth and yield in maize. Nanotechnology is a leading technique in agricultural applications to promote plant germination,

quality and improved production, protection from biotic and abiotic stresses. It is important to investigate the influence of metallic and non-metallic nanochemicals on morpho and physiological responses of plants and their mechanisms. Moreover, it is necessary of further studies to know about risks related to the usage of nanochemicals and its dosage because of its potential adverse effects in plants. Besides, it is also better to make comparative study on the green synthesis and commercially available nanoparticles of different kind on seed quality improvement and crop performance to nullify the effects of nanochemicals on soil health and biosafety.

**Authors Contributions.** Conceived and designed the analysis: Ezhilarasan, K., Rame Gowda; Collected the data: Ezhilarasan, K., Rame Gowda; Contributed data or analysis tools: Ezhilarasan, K., Roopashree, B and Umarani, K; Wrote the paper: Ezhilarasan, K., Roopashree, B and Umarani, K and final edit by Rame Gowda.

**Acknowledgement.** The authors acknowledge the Laboratory and Field facilities supported at the Seed Technology Research Unit by the AICRP on Seed (Crops), University of Agricultural Sciences, GKVK, Bangalore, India to conduct the experiments.

**Conflict of Interest.** None.

## REFERENCES

- Abdel, L. A. A. and Tran, L. S. P. (2016). Impacts of priming with silicon on the growth and tolerance of maize plants to alkaline stress. *Frontiers in Plant Sciences*, 7.
- Ali, F., Ameer, K., Shahzad, A., Shahzad, M., Ain, Q., Gul, H. and Soufiane M. (2022). Impacts of nano-ferric oxide on morpho-physiological traits of durum wheat. *International Journal of Agricultural Research and Environmental Sciences*, 3(1), 1-7.
- Bakhtiari, M., Moaveni, P. and Sani, B. (2015). The effect of iron nanoparticles spraying time and concentration on wheat. *Biological Forum-An international Journal*, 7(1), 679.
- Briat, J. F., Curie, C. and Gaymard, F. (2007). Iron utilization and metabolism in plants. *Current Opinion of Plant Biology*, 10(3), 276-282.
- Cherif, M., Asselin, A. and Belanger, R. R. (1994). Defense responses induced by soluble Si in cucumber roots infected by *Pythium* spp., *Phytopathology*, 84, 236-242.
- Choudhary, K. and Budania, S. (2022). Effect of Cu<sup>+2</sup> Chitosan Nanoparticles on Chilli (*Capsicum annum* L.) Seedling Development. *Biological Forum-An international Journal*, 14(1), 323-327.
- Doyle, J. J. and Doyle, J. L. (1990). Isolation of plant DNA from fresh tissues. *Focus*, 12, 13-15.
- Farooq, M., Irfan, M., Aziz, T., Ahmad, I. and Cheema, S. A. (2013). Seed priming with ascorbic acid improves drought resistance of wheat. *Journal of Agronomy and Crop Sciences*, 199, 12-22.
- Feizi, H., Moghaddam, P. R., Shahtahmassebi, N. and Fotovat, A. (2012). Impact of bulk and nanosized titanium dioxide (TiO<sub>2</sub>) on wheat seed germination and seedling growth. *Biological Trace Elements and Research*, 146, 101-106.
- Ghodrat, V. and Rousta, M. J. (2012). Effect of priming with gibberellic acid (GA<sub>3</sub>) on germination and growth of corn (*Zea mays* L.) under saline conditions. *International Journal of Agricultural Crop Sciences*, 4, 883-885.
- Haghighi, M. and Jaime, A. Teixeira Da Silva (2014). The effect of N-TiO<sub>2</sub> on tomato, onion radish seed germination. *Journal of Crop Sciences and Biotechnology*, 17(4), 221-227.
- Humera, J. (2017). Influence of long term storage of seeds on genetic purity of red gram variety TTB7: a molecular evidence. *M.Sc. (Agri.) Thesis, University of Agricultural Sciences, Bangalore (India)*.
- ISTA. (2021). International Rules for Seed Testing. *International Seed Testing Association*, Bassersdorf, Switzerland.
- Jaberzadeh, A., Moaveni, P., Reza, H., Moghadam, T. and Zahedi, H. (2013). Influence of bulk and nanoparticles titanium foliar application on some agronomic traits, seed gluten and starch contents of wheat subjected to water deficit stress. *Notingham Botany, Horticulture and Agrobiology*, 41, 201-207.
- Kasim, W. A. (2007). Physiological consequences of structural and ultra-structural changes induced by Zn stress in *Phaseolus vulgaris*. I. Growth and photosynthetic apparatus. *International Journal of Botany*, 3(1), 440-442.
- Khan, I., Awan, S. A., Raza, M. A., Rizwan, M., Tariq, R. and Ali, S. (2021). Silver nanoparticles improved the plant growth and reduced the sodium and chlorine accumulation in pearl millet: a life cycle study. *Environmental Sciences and Pollution Research*, 28(11), 13712-13724.
- Lopez-Moreno, M. L., De La Rosa, G., Hernandez-Viezcas, J. A., Castillo-Michel, H., Botez, C. E., Perlata-Videa, J. R. and Gardea Torresdey, J. L. (2010). Evidence of the differential bio-transformation and genotoxicity of ZnO and CeO<sub>2</sub> nanoparticles on soybean (*Glycine max*) plants. *Environment Science and Technology*, 44(19), 7315-7320.
- Mahakham, W., Theerakulpisut, P., Maensiri, S., Phumying, S. and Sarmah, A. K. (2016). Environmentally benign synthesis of phytochemicals-capped gold nanoparticles as nano priming agent for promoting maize seed germination. *Science of the Total Environment*, 15(573), 1089-1102.
- Mishra, V., Mishra, R. K., Dikshit, A. and Pandey, A. C. (2014). Interactions of nanoparticles with plants emerging technologies and management of crop stress tolerance, *Elsevier*, pp. 159-180.
- Mushtaq, A., Jamil, N., Riaz, M., Hornyak, G. L., Ahmed, N., Ahmed, S. S., Shahwani, M. N. and Malghani, M. N. K. (2017). Synthesis of silica nanoparticles and their effect on priming of wheat (*Triticum aestivum* L.) under salinity stress. *Biological Forum-An international Journal*, 9, 150-157.
- Navarro, E., Baun, A. and Behra, R. (2008). Environmental behaviour and eco-toxicity of engineered nanoparticles to algae, plants and fungi. *Ecotoxicology*, 17, 372-386.
- Pei, Z. F., Ming, D. F., Liu, D., Wan, G. L., Geng, X. X., Gong, H. J. and Zhou, W. J. (2010). Silicon improves the tolerance to water-deficit stress induced by polyethylene glycol in wheat (*Triticum aestivum* L.) seedlings. *Journal of Plant Growth Regulators*, 29, 106-115.
- Powell S. R. (2000). The antioxidant properties of zinc. *The Journal of nutrition*, 130(5), 1447-1454.
- Rizwan, M., Ali, S., Ur Rehman, M. Z., Adrees, M., Arshad, M. and Qayyum, M. F. (2019). Alleviation of cadmium accumulation in maize (*Zea mays* L.) by foliar spray of zinc oxide nanoparticles and bio-char to contaminated soil. *Environmental Pollution*, 1(248), 358-67.
- Rui, M., Ma, C., Hao, Y., Guo, J. and Rui, Y. (2016). Iron oxide nanoparticles as a potential iron fertilizer for peanut (*Arachis hypogaea*). *Frontiers in Plant Sciences*, 7, 815.
- Shah, T., Latif, S., Khan, H., Munsif, F. and Nie, L. (2019). Ascorbic acid priming enhances seed germination and seedling growth of winter wheat under low temperature due to late sowing in Pakistan. *Agronomy*, 9, 757.
- Shah, T., Sadia, Latif, Fozia, Saeed., Izhar, Ali, Saif, Ullah, Abdulaziz, Abdullah, Alsahli., Sumira, Jan and Parvaiz Ahmad. (2021). Seed priming with titanium dioxide nanoparticles enhances seed vigour, leaf water status, and antioxidant enzyme activities in maize (*Zea*

- mays* L.) under salinity stress. *Journal of King Saud University and Sciences*, 33, 101207.
- Siddiqui, M. H., Al-Whaibi, M. H. (2014). Role of nano-SiO<sub>2</sub> in germination of tomato (*Lycopersicon esculentum* seeds Mill.). *Saudi Journal of Biological Sciences*, 21, 13-17.
- Suriyaprabha, R., Karunakaran, G., Yuvakkumar, R., Rajendran, V. and Kannan, N. (2012). Silica nanoparticles for increased silica availability in maize (*Zea mays*. L) seeds under hydroponic conditions', *Current Nanosciences*, 8, 902-908.
- Tumbura, L., Andersen, C. P., Rygiewicz, P. T. and Reichman, J. R. (2017). Molecular and physiological responses to titanium dioxide and cerium oxide nanoparticles in *Arabidopsis*. *Environmental Toxicology and Chemistry*, 36, 71-82.
- Waqas, M. M., Ishtiaq, M., Hussain, I., Parveen, A., Hayat, B. K. and Azeem M. (2022). Seed nano-priming with Zinc oxide nanoparticles in rice mitigates drought and enhances agronomic profile. *PLoS ONE*, 17(3), E0264967.
- Yuan, J., Chen, Y., Li, H., Lu, J. and Zhao, H. (2018). New insights into the cellular responses to iron nanoparticles in *Capsicum annuum*. *Scientific Reports*, 8(1), 1-9.
- Zhang, C. F., Hu, J., Lou, J., Zhang, Y. and Hu, W. M. (2007). Sand priming in relation to physiological changes in seed germination and seedling growth of waxy maize under high-salt stress. *Seed Science and Technology*, 35, 733-738.
- Zheng, L., Hong, F., L. U. S. and Liu, C. (2005). Effect of nano-TiO<sub>2</sub> on strength of naturally aged seeds and growth of spinach. *Biological Trace Elements and Research*, 104, 83-91.

**How to cite this article:** Ezhilarasan K., Rame Gowda, Roopashree B. and Umarani K. (2023). Influence of Nanoparticles on Plant Growth, Seed quality, Yield and Genetic changes in Maize (*Zea mays* L.). *Biological Forum – An International Journal*, 15(7): 59-65.